

RHL 340

LOADING MACHINE CRAWLER MODEL



Track width hydraulically adjustable provides ease of transport plus great stability

Large windows and ergonomic cab add to visibility and operator comfort

Elevating cab adds to machine flexibility

Load-sensing hydraulics provide fast work-cycles in high volume applications

Operating Weight 70,550 lbs (32,001 kg)

Engine Power 140 HP (103 kW)

Horizontal Reach 41 ft (12 m)

Generator 13kW

FUCHS
TEREX

Technical data

Engine

Perkins 1006-60T 6-cylinder, water-cooled diesel engine
 Power rating acc. to (DIN 70020)
 at 2200 r.p.m. 140 HP (103 kW)
 Fuel tank capacity 83 gal (315 l)

Electrical System

Nominal voltage 24 V

Crawler Undercarriage D5

Ten track rollers and two carrier rollers on each side, maintenance-free design, 3-stage, planetary.
 Driven by hydraulically variable displacement motor.
 Track is hydraulically adjustable 27 inches (700 mm)
 Travel speed up to 2 mph (3,4 km/h)
 Tractive effort 54,053 lbs (236 kN)
 Track plate width 19.5 in (500 mm)
 Ground pressure 11.5 lbs/sq in (7,9 N/cm²)

Hydraulic system

Main circuit: axial piston pump
 (Load-sensing Synchron Control) speed sensing
 Pump capacity/min. 121 gal (460 l)
 Working pressure . . . 4,640/5,220 psi (320/360 bar)
 Hydraulic oil tank 87 gal (330 l)
 Secondary circuit: Constant hydraulic steering, fully counter-rotating tracks, hydraulic oil cooler, remote mounted, with hydraulic driven fan, thermostatically controlled.

Cab

FUCHS System which is hydraulically height-adjustable to eye level of 18 ft (5,5 m), air-cushioned comfort seat, 3-stage warm water fan heating and ventilation, adjustable anti-freeze nozzle. Air conditioning optional.

Swing system

The internally toothed ring gear is driven by the planetary gear with integrated multi-disc brake. Externally powered swing gear brake, pedal lockable with foot. The gear is greased by central lubrication system. Swing speed: 0-8 revolutions per minute.

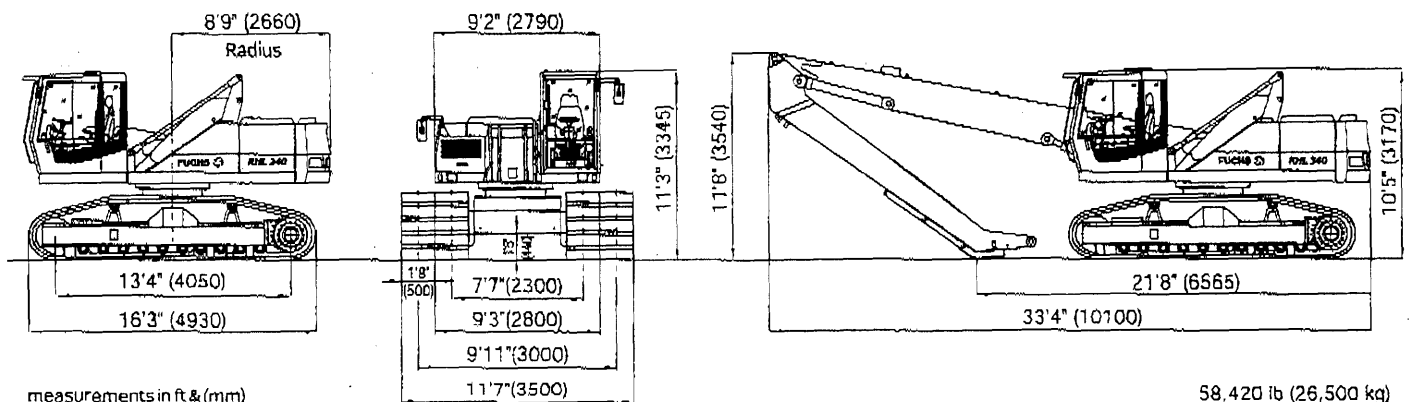
Operating data (with standard equipment)

Operating weight with loading equipment, 0.8 yd³ (0,6 m³) cactus grab - open tines - and generator system approximately 70,550 lbs (32t).
 Reach with box-type boom and dipperstick 41 ft (12,5 m)
 4 identical work cylinders (dia) 5.12/3.5 in (140/90 mm)
 Generator system 13 kW
 Transport height 11 ft 2 in (3,4 m)

Grabs

Cactus grab with closed central part and enclosed rotation motor. Grab jaws with cast back and wear-resistant tips.

Transport weights and dimensions

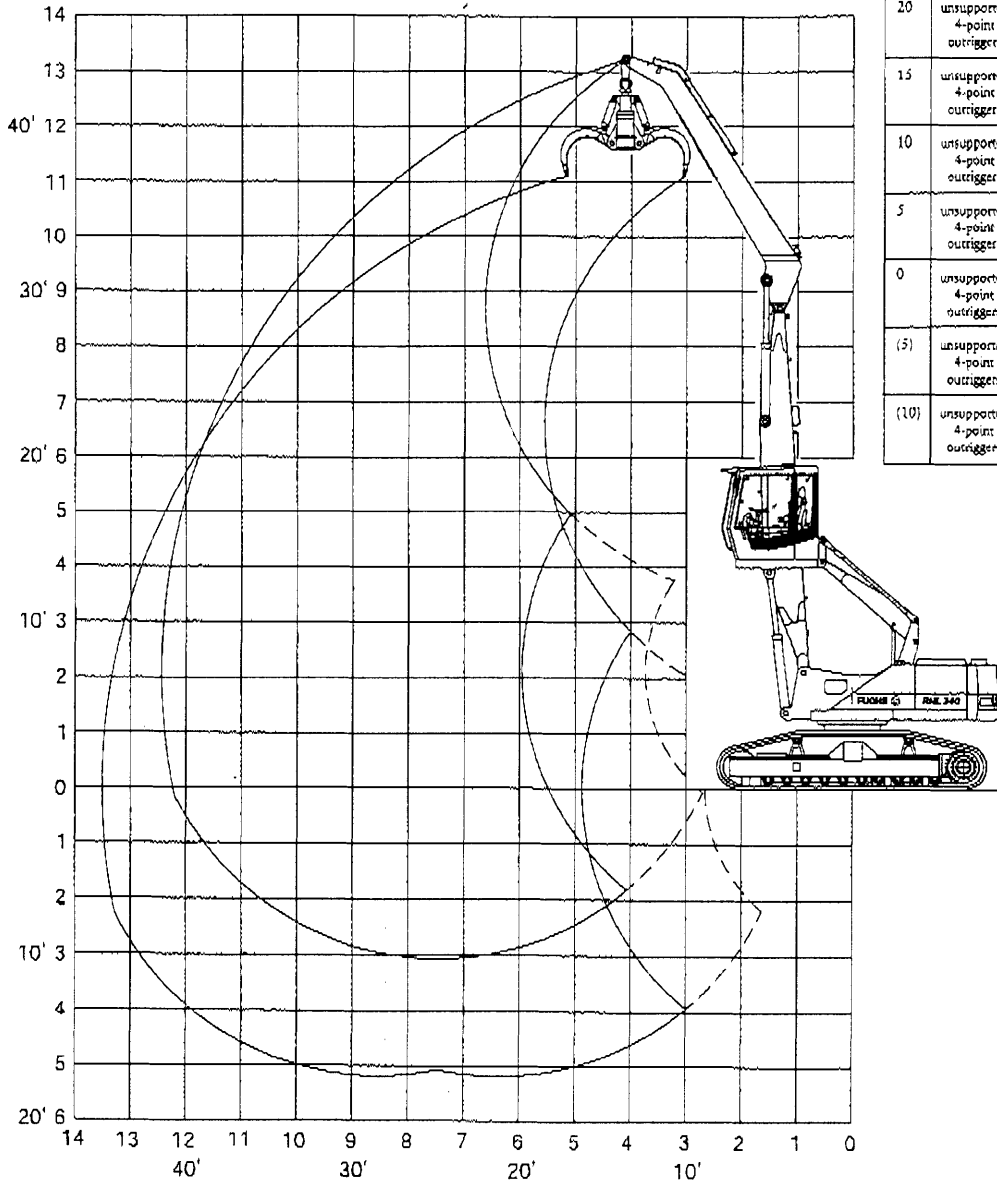


Working range diagram

41 ft (12 m) reach

Lifting capacities

Work equipment: box-type boom 24.3 ft (7,4 m),
dipperstick 19 ft (5,8 m).




Height in ft	Undercarriage outriggers	15	20	25	30	35	40
35	unsupported 4-point outriggers			11,466 11,907* (11,907*)			
30	unsupported 4-point outriggers			11,246* 11,246* (11,246*)	8,600 11,025* (11,025*)		
25	unsupported 4-point outriggers			11,466* 11,466* (11,466*)	8,600 11,205* (11,205*)	6,836 9,041 (10,584*)	
20	unsupported 4-point outriggers		13,451* 13,451* (13,451*)	11,246 12,348* (12,348*)	8,600 11,246* (11,246*)	6,835 9,041 (10,584*)	
15	unsupported 4-point outriggers	19,184* 19,184* (19,184*)	14,994 15,876* (15,876*)	10,805 13,671* (13,671*)	8,379 11,025 (12,128*)	6,615 8,820 (11,025*)	5,292 7,277 (9,041*)
10	unsupported 4-point outriggers	21,168 25,799* (25,799*)	14,333 18,743* (18,743*)	10,364 13,892 (15,215*)	8,159 10,805 (13,010*)	6,395 8,600 (11,466*)	5,292 7,297 (9,925)
5	unsupported 4-point outriggers	19,845 25,137* (25,137*)	13,451 18,522 (21,609*)	10,143 13,671 (16,758*)	7,938 10,584 (13,892*)	6,395 8,600 (11,687*)	5,292 7,056 (9,702)
0	unsupported 4-point outriggers	14,774* 14,774* (14,774*)	13,010 17,861 (23,373*)	9,702 13,230 (17,861*)	7,718 10,364 (14,333*)	6,174 8,379 (11,687*)	5,292 7,056 (9,702)
(5)	unsupported 4-point outriggers	14,994* 14,994* (14,994*)	12,789 17,640 (23,814*)	9,702 13,010 (18,081*)	7,497 10,364 (14,333)	6,174 8,379 (11,687)	
(10)	unsupported 4-point outriggers		12,789 17,640 (22,712*)	9,482 13,010 (17,199*)	7,497 10,364 (13,892*)		

The values are stated in pounds. Pump pressure is 5,220 psi (360 bar). According to ISO 10567, they have 75% of the static dumping load or 87% of the hydraulic lifting force. On solid, even ground, the values apply to swinging operation through 360°. The values in parentheses apply to the lengthwise direction of the undercarriage. The weight of the attached load attachment (grab, magnet, load hook, etc.) must be subtracted from the lifting capacity values.

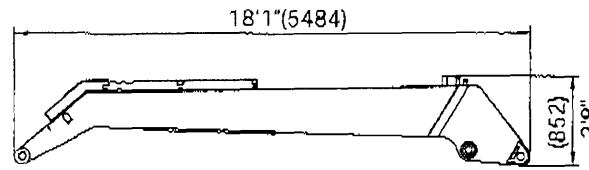
- Limited by hoist cylinders
- * Limited by stick cylinders

Work equipment

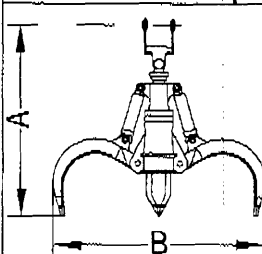
Box-type Boom with lift and dipperstick cylinder		
Width	= 25 in	(640 mm)
Weight with lift and dipperstick cylinder	= 4,631 lbs	(2,100 kg)
Weight without lift and dipperstick cylinder	= 2,867 lbs	(1,300 kg)



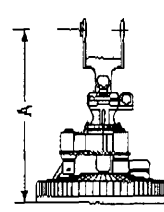
Dipperstick		
Width	= 22 in	(610 mm)
Weight	= 1,896 lbs	(860 kg)



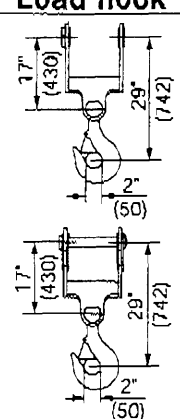
Cactus Grab (360° swing)					
capacity	A	B	weight		
	yd ³ (m ³)	in (mm)	in (mm)	open tines lbs (kg)	semiopen tines lbs (kg)
0.6 (0,4)	79 (2020)	79 (2030)	2756 (1250)	3142 (1425)	3252 (1475)
0.8 (0,6)	80 (2050)	92 (2360)	3087 (1400)	3528 (1600)	3594 (1630)



Grabs with quick-change suspensions, add 115 lbs (52 kg) more.

Magnet, hydraulically rotating 270 degrees			
	magnet diameter	A	weight
		in (mm)	lbs (kg)
	46 (1150)	58 (1488)	3462 (1570)
50 (1250)	59 (1513)	4112 (1865)	

Magnets with quick-change add 115 lbs (52 kg) more.

Load hook			
	suspension	lifting limits	capacity lbs (kg)
	rigid or swinging suspension	10 t	221 (100)
	rigid or swinging quick-change suspension	10 t	331 (150)

Dimensions in inches (mm)



FUCHS TEREX Inc., A Company within the TEREX Americas Group.
 202 Raleigh St, Wilmington, NC 28412
 PHONE 910-332-8563 FAX 910-332-8564 WWW.FUCHSUSA.COM